


■ = AREA OF WORK

KEY PLAN

N.T.S.



CONCEPT IMAGE:

CID DOES NOT OWN OR TRANSFER THE RIGHTS TO CONCEPT IMAGERY INCLUDED IN THESE DRAWINGS. IMAGERY IS INTENDED FOR INSPIRATION AND NOT EXACT REPLICATION.

LEGEND + NOTES	
	WALL - ARCHITECTURAL
	WALL - PARTIAL HEIGHT
	WALL - FULL HEIGHT
NOTES:	
1.	ALL NEW DRYWALL FINISHES TO BE SMOOTH.
2.	ALL DIMENSIONS SHOWN ARE FINISH TO FINISH.
3.	REFER TO ARCHITECTURAL SET FOR ALL RATED WALLS, STRUCTURAL ELEMENTS, WALL SECTIONS, ETC.
4.	GC TO COORDINATE ALL WALLS, ETC. WITH ARCHITECTURAL SET



CONCEPT A - LOUNGE SEATING
NOTE: ONLY CONCEPT, DO NOT BUILD PER IMAGE
SEE PLANS & SPECS



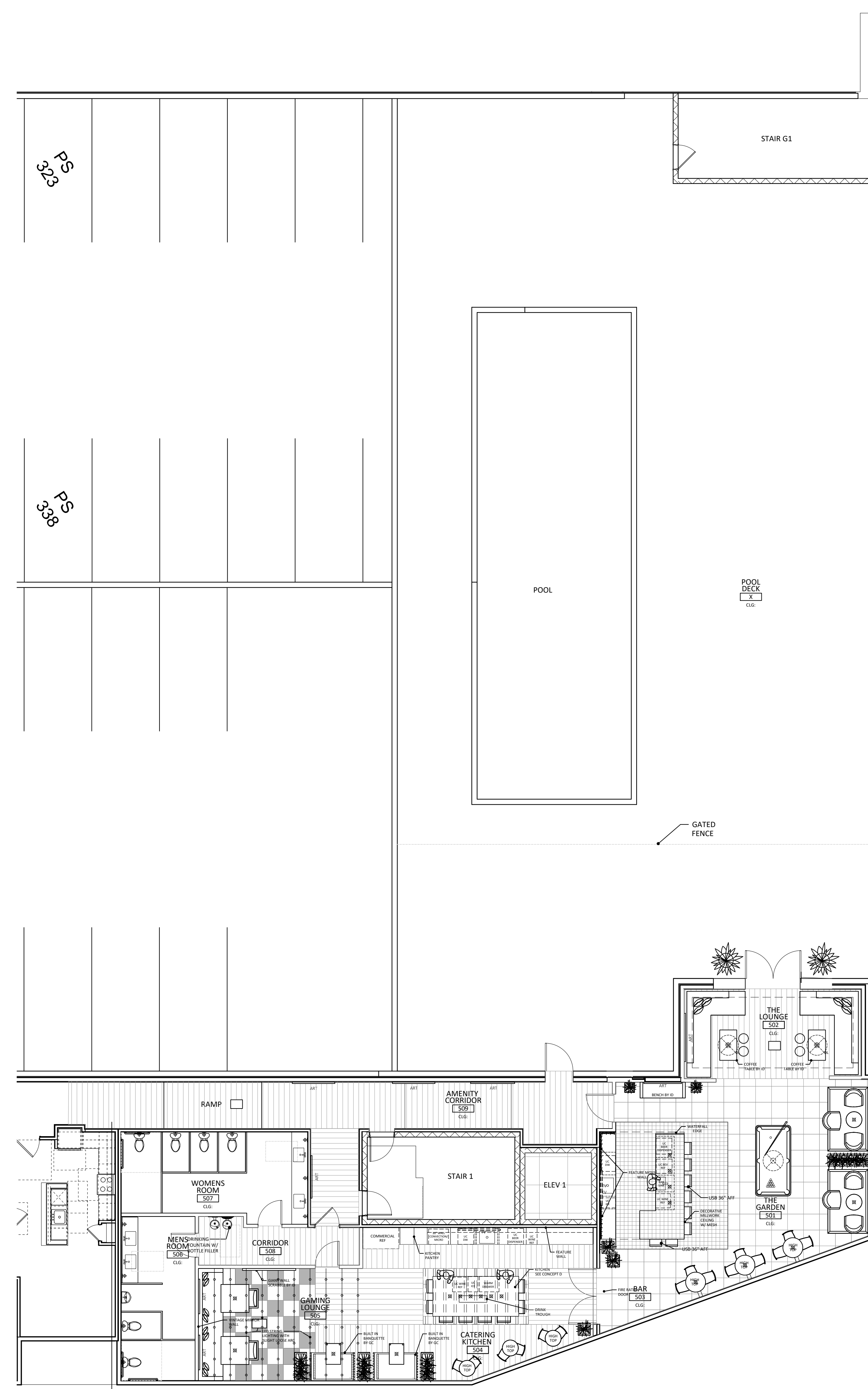
CONCEPT B - BUILT IN BANQUETTE
NOTE: ONLY CONCEPT, DO NOT BUILD PER IMAGE
SEE PLANS & SPECS



CONCEPT C - OPEN BENCH
NOTE: ONLY CONCEPT, DO NOT BUILD PER IMAGE
SEE PLANS & SPECS

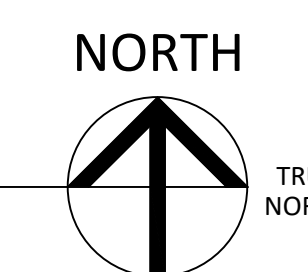


CONCEPT D - DEMO KITCHEN
NOTE: ONLY CONCEPT, DO NOT BUILD PER IMAGE
SEE PLANS & SPECS



FIFTH FLOOR CONCEPT / FURNITURE PLAN

SCALE: 1/8" = 1'-0"



rev: date: description

CONCEPT/
FURNITURE
PLAN

sheet no:

ID1-2

NOVEL EDGEHILL
CRESCENT COMMUNITIES
NASHVILLE, TENN.

DATE:
07-25-2019

PHASE:
design development
this document is not an architectural or engineering study, drawing, specification, or design and is not to be used for structures or any load-bearing columns, load-bearing framing or walls of structures.

CID DESIGN GROUP
9115 GALLERIA COURT, NAPLES, FLORIDA 34109
P: 239.495.380 • F: 239.495.1076
WWW.CID-DESIGNGROUP.COM