


NOTES:
 1. SEE SERIES P0.XXX FOR GENERAL NOTES, SCHEDULES AND DETAILS.
 2. SEE PH.XXX SERIES FOR UNIT PLAN WASTE, VENT AND WATER PIPING.
 3. ALL EXPOSED WATER AND FIRE PIPE SHALL BE HEAT TRACED UNLESS OTHERWISE NOTED. ALL TRAPS THAT HOLD WATER SHALL BE HEAT TRACED AND INSULATED. HEAT TRACE AND INSULATE PIPING 8' DOWNSTREAM OF EXPOSED TRAPS.

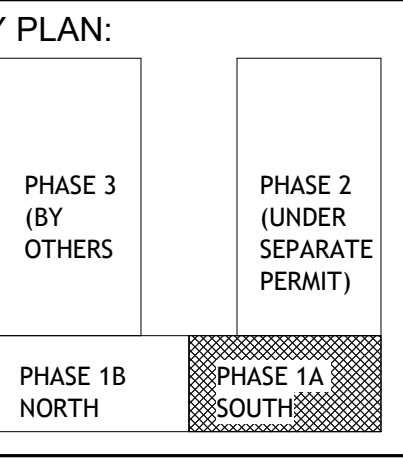


Phillips Gradick Engineering, P.C.
 500 Sugar Mill Rd
 Building A, Suite 105
 Atlanta, GA 30350
 Telephone: 770.650.9061
 Fax: 770.642.2410
 www.pgeng.net
 PCE Project # 218022

No.	Description	Date
A	PERMIT COMMENTS-GAS	09/25/19
1	ASIR01	01/31/2020

This drawing, as an instrument of service, is and shall remain the property of the Architect and shall not be reproduced, modified or used in any way without the permission of the Architect.

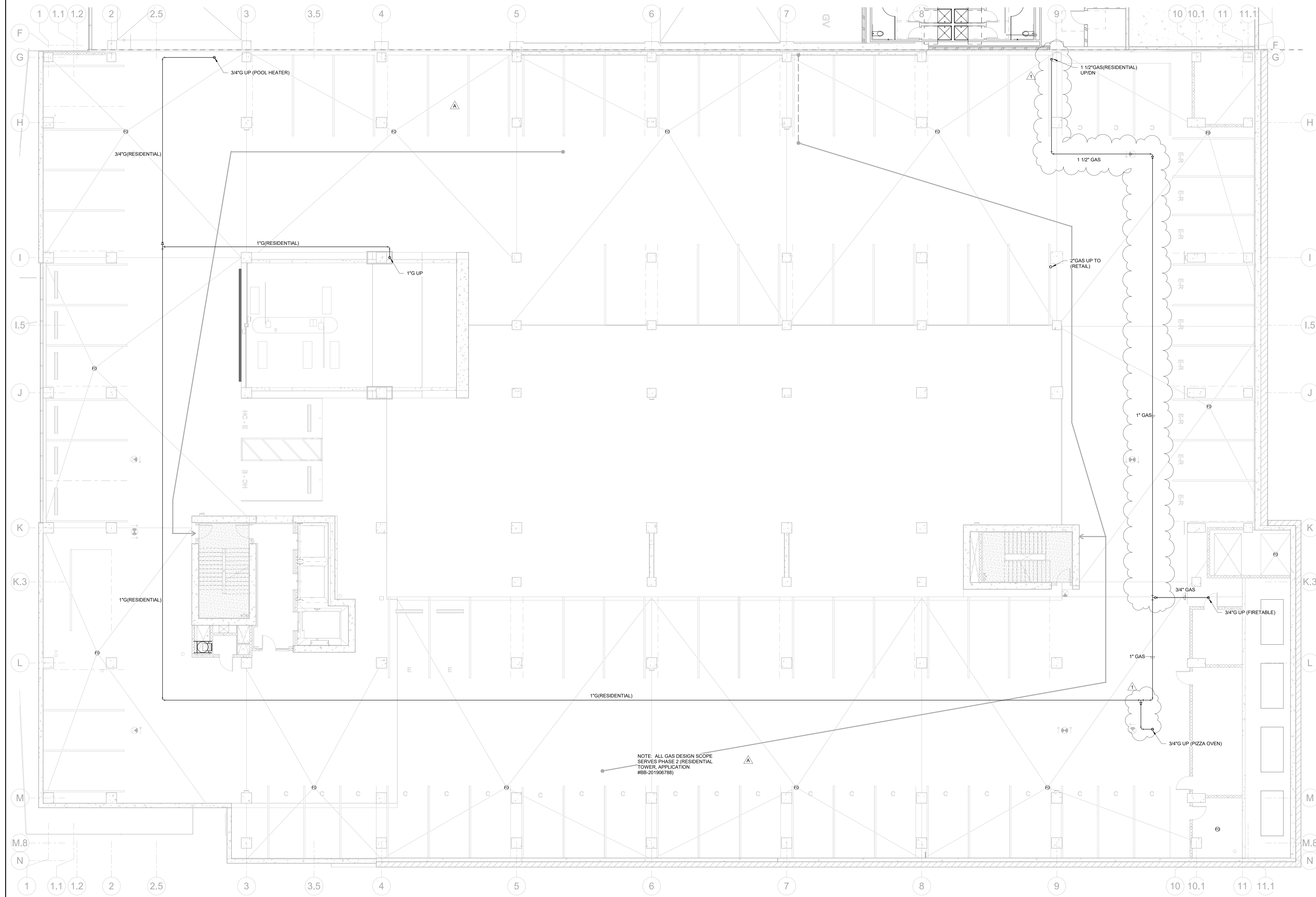
**14TH & SPRING/NOVEL MIDTOWN
 PARKING DECK (PHASE I)**
 NORTH PARKING DECK - LDP # LD-201900046
 SOUTH PARKING DECK - LDP # LD-201900045
 1140 SPRING STREET NW, ATLANTA, GA 30309
 1150 GS GREEN, LLC



SHEET TITLE:
LEVEL P1 SOUTH - GAS

SHEET NUMBER:
MG1.15A

ASIR01
 08-26-19



NOTE: ALL GAS DESIGN SCOPE SERVES PHASE 2 (RESIDENTIAL TOWER) APPLICATION #BB-201906788)

1 LEVEL P1 SOUTH - GAS
 1/8" = 1'-0"



ISSUED FOR CONSTRUCTION