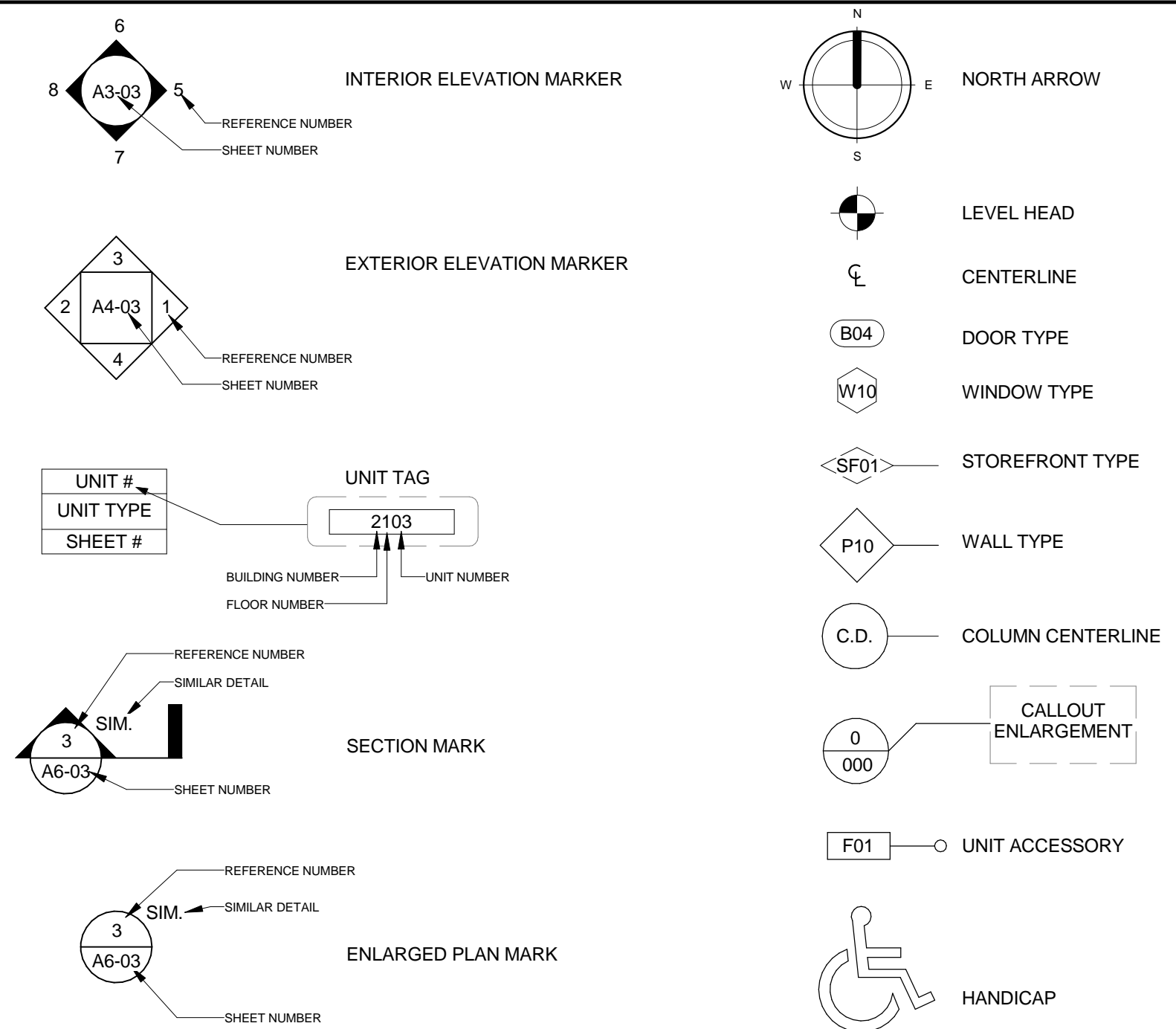


ABBREVIATIONS

Table of abbreviations for construction documents, including terms like ANCHOR BOLT, ADJUSTABLE, ALUMINUM FINISH FLOOR, etc., with corresponding symbols and codes.

SYMBOLS



GENERAL NOTES

- 1. MOLD PREVENTION TREATMENT PER 'CRESCENT MOLD PREVENTION PERFORMANCE SPECIFICATION' IS INCLUDED PRIOR TO INSTALLING...
2. ACCESS PANEL LOCATIONS TO BE COORDINATED WITH ARCHITECTURAL AND MECHANICAL DRAWINGS...
3. CONTRACTOR IS RESPONSIBLE FOR PROVIDING COMMON AREA SPRINKLER HEADS IN FINISHED AREA AS FULLY RECESSED...

OWNER

- 1. THE OWNER SHALL OBTAIN AND PAY FOR THE GENERAL BUILDING PERMITS AND IMPACT FEES...
2. THE OWNER SHALL APPROVE ALL MATERIAL, FINISH AND COLOR SELECTIONS...
3. THE OWNER SHALL COORDINATE AND SECURE AN AGREEMENT FOR ACCESS TO SITE CONSTRUCTION...

CONTRACTOR

- 1. THE CONTRACTOR SHALL IMMEDIATELY NOTIFY THE ARCHITECT AND OWNER, IN WRITING, AND SHALL HAVE RESOLVED AND DOCUMENTED...
2. THE CONTRACTOR SHALL NOT RELY SOLELY ON THE ELECTRONIC VERSIONS OF THE PLANS, SPECIFICATIONS, AND DATA FILES...
3. THE CONTRACTOR SHALL BE RESPONSIBLE FOR: COORDINATION OF CONSTRUCTION MEANS, METHODS, TECHNIQUES, SEQUENCES, AND PROCEDURES...
4. THE CONTRACTOR SHALL: OBTAIN AND PAY FOR ALL OTHER PERMITS, CERTIFICATIONS AND APPROVALS REQUIRED IN CONNECTION WITH ALL WORK UNDER CONTRACT...

SITE

- 1. THE CONTRACTOR SHALL PROVIDE FULL SCALE, WOOD FRAMED MOCK UP WITH ACCURATE DETAILS OF ALL WORK AND LANDSCAPING SHALL BE ESTABLISHED AND DESIGNED BY OTHERS...
2. ALL WORK AND EQUIPMENT SHALL BE CLEANED TO THE SATISFACTION OF THE OWNER BEFORE TURNING SAME OVER TO OWNER...
3. STORE MATERIALS IN SPACES DESIGNATED BY OWNER...
4. REFER TO CIVIL DRAWINGS FOR DIMENSIONAL CONTROL PLAN AND GRADING, FIRE HYDRANT LOCATIONS, AND CURB CUTS...

GENERAL

- 1. THERE SHALL BE NO DEVIATION FROM SPECIFICATIONS WITHOUT THE WRITTEN APPROVAL OF THE OWNER, ARCHITECT, AND/OR ENGINEER...
2. QUANTITIES INDICATE ON THE PLANS ARE PROVIDED FOR THE BENEFIT OF THE CONTRACTOR, BUT SHOULD NOT BE ASSUMED TO ALWAYS BE CORRECT...
3. 'TYPICAL' MEANS THE REFERENCED DETAIL SHALL APPLY FOR ALL SIMILAR CONDITIONS UNLESS OTHERWISE NOTED...
4. ALL MATERIALS SHALL BE NEW AND SHALL BE INSTALLED IN STRICT CONFORMANCE WITH MANUFACTURER'S INSTRUCTIONS AND/OR RECOMMENDATIONS...

STRUCTURAL / FRAMING

- 1. DIMENSIONS: ALL DIMENSIONS ON PLANS ARE TO WOOD FRAME...
2. STRUCTURAL AND FIRE RESISTIVE INTEGRITY IS TO BE MAINTAINED AT ALL PENETRATIONS IN ACCORDANCE WITH THE REQUIREMENTS OF GOVERNING CODES AND AUTHORITIES...
3. SEE STRUCTURAL DRAWINGS FOR SHEAR WALL & NAILING PATTERN TABLE FOR GYPSUM WALL BOARD...
4. WIND BRACE WALLS PER STRUCTURAL DRAWINGS AND PER BUILDING-CODE...
5. FLOOR TOLERANCE: IN LAYING OUT AND DETAILING THE WORK TO BE COMPLETED CONSTRUCTION SHALL BE GIVEN TO VARIATION IN THE FLOOR LEVELNESS RESULTING FROM CONSTRUCTION QUALITY AND LIVE AND DEAD LOADS IMPOSED ON THE STRUCTURE FIELD...

MECHANICAL, ELECTRICAL, AND PLUMBING

- 1. ALL PLUMBING CHASES ARE TO EXTEND TO THE UNDERSIDE OF STRUCTURE ABOVE, UNLESS NOTED OTHERWISE...
2. WHERE ELECTRICAL, MECHANICAL, AND/OR OTHER WALL MOUNTED DEVICES OCCUR AT THE SAME LOCATION BUT DIFFERENT HEIGHTS, THEY SHALL BE CENTERED ABOVE EACH OTHER...
3. WATER SERVICE SHALL NOT BE PLACED IN CONCEALED SPACES OUTSIDE OF THE CONDITIONED BUILDING ENVELOPE (BREEZEWAY OR PATIO FLOOR SPACES OR ATTICS)...
4. PENETRATIONS AND FIXTURES TO ALIGN VERTICALLY FROM FLOOR TO FLOOR...
5. PROVIDE SUPPORT/REINFORCE TO ACCOMMODATE WALL MOUNTED EQUIPMENT INCLUDING SUPPORT OF FUTURE GRAB BARS IN ALL BATHROOMS AS REQUIRED BY ADA AND/OR F.A.H. HOUSING ACT...

CODE

- 1. THE CONTRACTOR SHALL MEET: ALL REQUIREMENTS OF THE BUILDING CODE AND FEDERAL, STATE, AND LOCAL LAWS, REGULATIONS, AND REQUIREMENTS, EVEN IF IT REQUIRES LABOR AND/OR MATERIALS NOT INDICATED ON PLANS...
2. PROJECT SITE, BUILDINGS AND UNITS MEET OR EXCEED THE FAIR HOUSING ACCESSIBILITY GUIDELINES AS PUBLISHED IN THE FEDERAL REGISTER VOLUME 36, NUMBER 44, ON MARCH 6, 1991...
3. INSULATE ALL EXTERIOR WALLS & CONDITIONED SPACES W/ KRAFT FACED FIBERGLASS, UNLESS NOTED OTHERWISE, INSULATION FRICTION FIT IS NOT ACCEPTABLE TO MEET REQUIRED ENERGY EFFICIENCY STANDARD...

SOUND ATTENUATION NOTES

- 1. ENSURE THAT THE PERIMETER OF ALL FIRE DAMPERS & FIRE SPRINKLERS ARE COMPLETELY SEALED WITH A RESILIENT NON-HARDENING CAULK, SUCH AS SILICONE OR POLYURETHANE, OR FIRE CAULK...
2. INSULATION BATTS SHOULD BE LAID OVER THE TOP OF ALL RECESSED LIGHT CANS, CEILING FAN BOXES AND OTHER CEILING FIXTURES...
3. RESILIENT CHANNELS, INCLUDING HAT CHANNELS, SHALL NOT BE CRUSHED DURING INSTALLATION. CARE MUST BE TAKEN TO INSTALL THE CHANNELS AND DRYWALL IN SUCH A WAY THAT CRUSHING IS AVOIDED...
4. ELECTRICAL OUTLET BOXES SHOULD BE STAGGERED SO THAT THEY ARE NOT BACK-TO-BACK AND NOT LOCATED WITHIN THE SAME CAVITY...
5. INSTALL CUSTOM-CUT GASKETS ON THE FACE OF ALL OUTLETS & SWITCHES IF BOXES ARE WITHIN A STUD CAVITY...


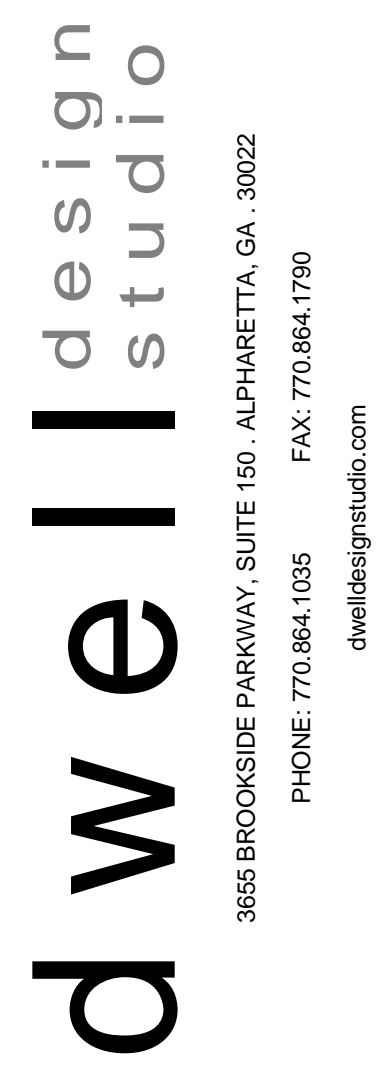


Table with columns: ISSUE, DATE, DESCRIPTION, RESOLUTION, including revision history.

Table with columns: REVISION, DATE, DESCRIPTION, REV, including revision details.

INCLUDEMENTS: ALL APPROVED AND REVISIONS AND THE EXCLUDED APPROVALS OF THIRD PARTY REVIEWERS ARE THE SOLE RESPONSIBILITY OF THE CONTRACTOR...
GENERAL NOTES: JOB NUMBER: 165611

GENERAL NOTES: DRAWN BY: JG, CHECKED BY: ML, GN-01, NOT FOR CONSTRUCTION

3655 BROOKSIDE PARKWAY, SUITE 100, ALPHARETTA, GA 30022
PHONE: 770.884.1035 FAX: 770.884.1790
dwelldesignstudio.com

525 NORTH AVENUE NE, ATLANTA, GA 30308

© dwell design studios - ALL RIGHTS RESERVED