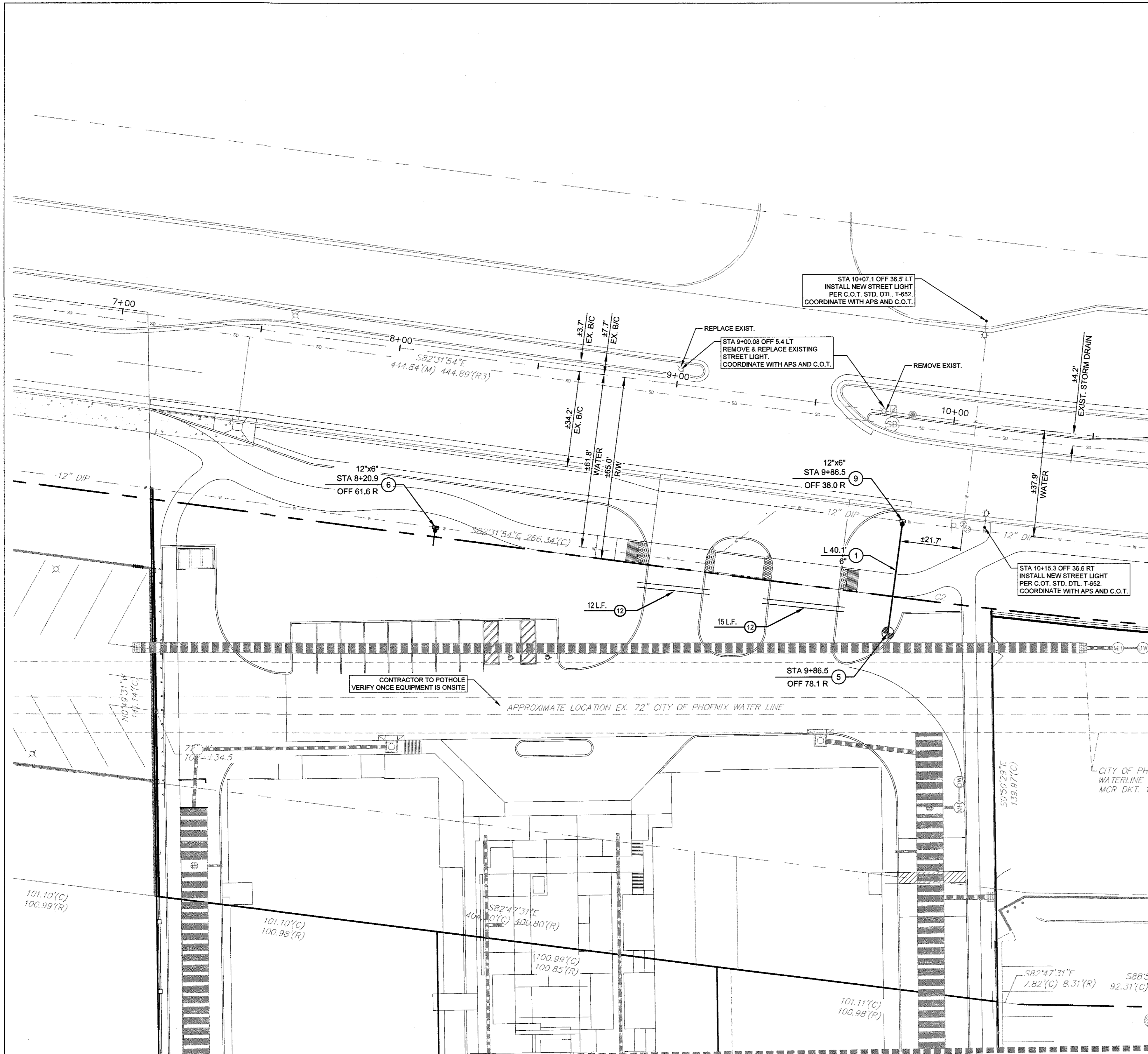


V:\2220\active\22201067\A\CA\CE\Design\Plan\100956208\105.dwg
20/10/17 11:22:29 AM gr. mcm. Robert



MATCH LINE SEE SHEET 6

NOTES

UTILITY EQUIPMENT BOXES FOR THIS DEVELOPMENT SHALL BE FINISHED IN A NEUTRAL COLOR (SUBJECT TO UTILITY PROVIDER APPROVAL) THAT COMPLIMENTS THE COLORING OF THE BUILDING.

PLACE EXTERIOR, FREESTANDING REDUCED PRESSURE AND DOUBLE CHECK BACKFLOW ASSEMBLIES IN PRE-MANUFACTURED, PRE-FINISHED, LOCKABLE CAGES (ONE ASSEMBLY PER CAGE). IF BACKFLOW PREVENTION OR SIMILAR DEVICE IS FOR A 3" OR GREATER WATER LINE, DELETE CAGE AND PROVIDE A MASONRY OR CONCRETE SCREEN WALL FOLLOWING THE REQUIREMENTS OF STANDARD DETAIL T-214.

WITH EXCEPTION OF WATER SERVICE ON SOUTHEAST CORNER TO BE USED FOR IRRIGATION, ALL EXISTING WATER AND SEWER SERVICES ALONG THIS PROJECT'S FRONTAGE ON 1ST STREET ARE TO BE ABANDONED. SIZES OF EXISTING WATER SERVICES ARE TO BE FIELD VERIFIED.

TBA = TO BE ABANDONED.

STATION CONTROL - RIO SALADO


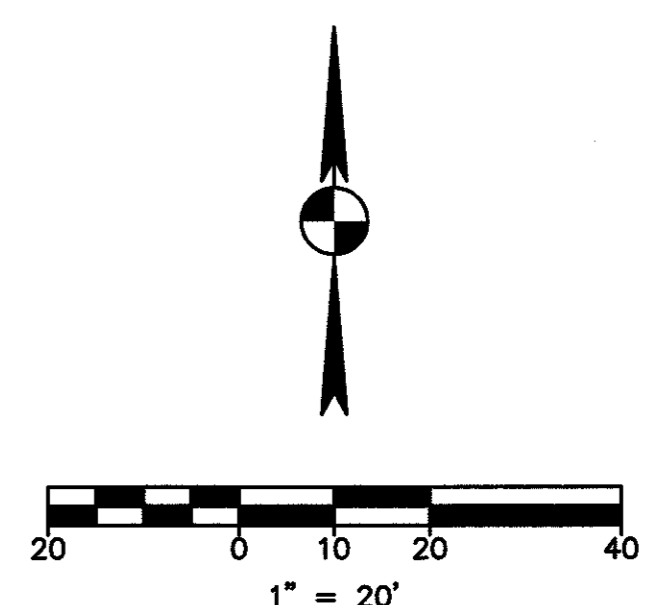
STATION 1+00: FOUND CITY OF TEMPE BRASS CAP IN HANDHOLE AT CENTER LINE INTERSECTION OF RIO SALADO PARKWAY AND HARDY DRIVE.

NOTE TO CONTRACTOR:

"ALL UNDERGROUND CABLE, PIPE, AND CONDUITS SHALL BE DETECTIBLE (METALLIC) OR HAVE A DETECTIBLE UNDERGROUND LOCATION DEVICE INSTALLED WITH IT. THE RECOMMENDED DETECTIBLE UNDERGROUND LOCATION DEVICE IS A #18 OR LARGER AT 8" O.C. IT SHALL HAVE 12" OF TRACER WIRE ACCESSIBLE ABOVE GRADE AT ANY ABOVE GRADE TERMINATION".

WATER CONSTRUCTION NOTES

- 1 INSTALL DIP (CL350) WATER LINE W/POLY WRAP PER M.A.G. STD. SPEC 610. SIZE AND LENGTH PER PLAN. MIN 3' COVER. TRENCH, BEDDING AND BACKFILL SHALL COMPLY WITH C.O.T. STD. DTL. T-450.
- 5 INSTALL FIRE HYDRANT PER M.A.G. STD. DTL. 360-1.
- 6 INSTALL 2" WATER SERVICE AND COMPOUND METER PER C.O.T. STD. DTL. T-212-A. INSTALL BACKFLOW PREVENTER PER C.O.T. STD. DTL. T-213.
- 9 INSTALL TAPPING SLEEVE, VALVE, BOX AND COVER PER M.A.G. STD. DTL. 340. SIZE PER PLAN. ADJUST TO GRADE PER C.O.T. STD. DTL. T-445.
- 12 INSTALL 2-4" DIA. PVC HD PVC CONDUIT FOR LANDSCAPE PURPOSES



8211 South 48th Street
Phoenix, AZ 85044-5355
www.stantec.com

The Contractor shall verify and be responsible for all dimensions. DO NOT scale the drawing. The Contractor shall verify and be responsible for all dimensions. DO NOT scale the drawing. The Contractor shall verify and be responsible for all dimensions. DO NOT scale the drawing.

NOTICE OF EXTENDED CERTIFICATION AND APPROVAL PERIOD PROVISION
THIS CONTRACT ALLOWS THE OWNER TO CERTIFY AND APPROVE BILLINGS AND ESTIMATES FOR PROGRESS PAYMENTS WITHIN 25 DAYS AFTER THE BILLINGS AND ESTIMATES ARE RECEIVED FROM THE CONTRACTOR. FOR RELEASE OF RETENTION WITHIN 45 DAYS AFTER THE BILLINGS AND ESTIMATES ARE RECEIVED FROM THE CONTRACTOR AND FOR FINAL PAYMENT WITHIN 45 DAYS AFTER THE BILLINGS AND ESTIMATES ARE RECEIVED FROM THE CONTRACTOR.

NOTICE OF EXTENDED PAYMENT PROVISION
THIS CONTRACT ALLOWS THE OWNER TO MAKE PAYMENT WITHIN 20 DAYS AFTER CERTIFICATION AND APPROVAL OF BILLINGS AND ESTIMATES FOR PROGRESS PAYMENTS. WITHIN 45 DAYS AFTER CERTIFICATION AND APPROVAL OF BILLINGS AND ESTIMATES FOR RELEASE OF RETENTION AND WITHIN 45 DAYS AFTER CERTIFICATION AND APPROVAL OF BILLINGS AND ESTIMATES FOR FINAL PAYMENT.


Client/Project
CRESCENT COMMUNITIES

CRESCENT RIO
801 WEST 1ST STREET, TEMPE, AZ

Title
WATER AND STREET LIGHT PLAN

EN170054

700 W. 1ST STREET



Permit-Sub
EXPIRES 03-31-2021
Project Number: 2220-10676
File Name: 100956208_105.dwg

JOB	AKP	JIB	17.06.09
Dwn	Chkd	Desgn	YI/MML/DD

Drawing No.
Revision Sheet