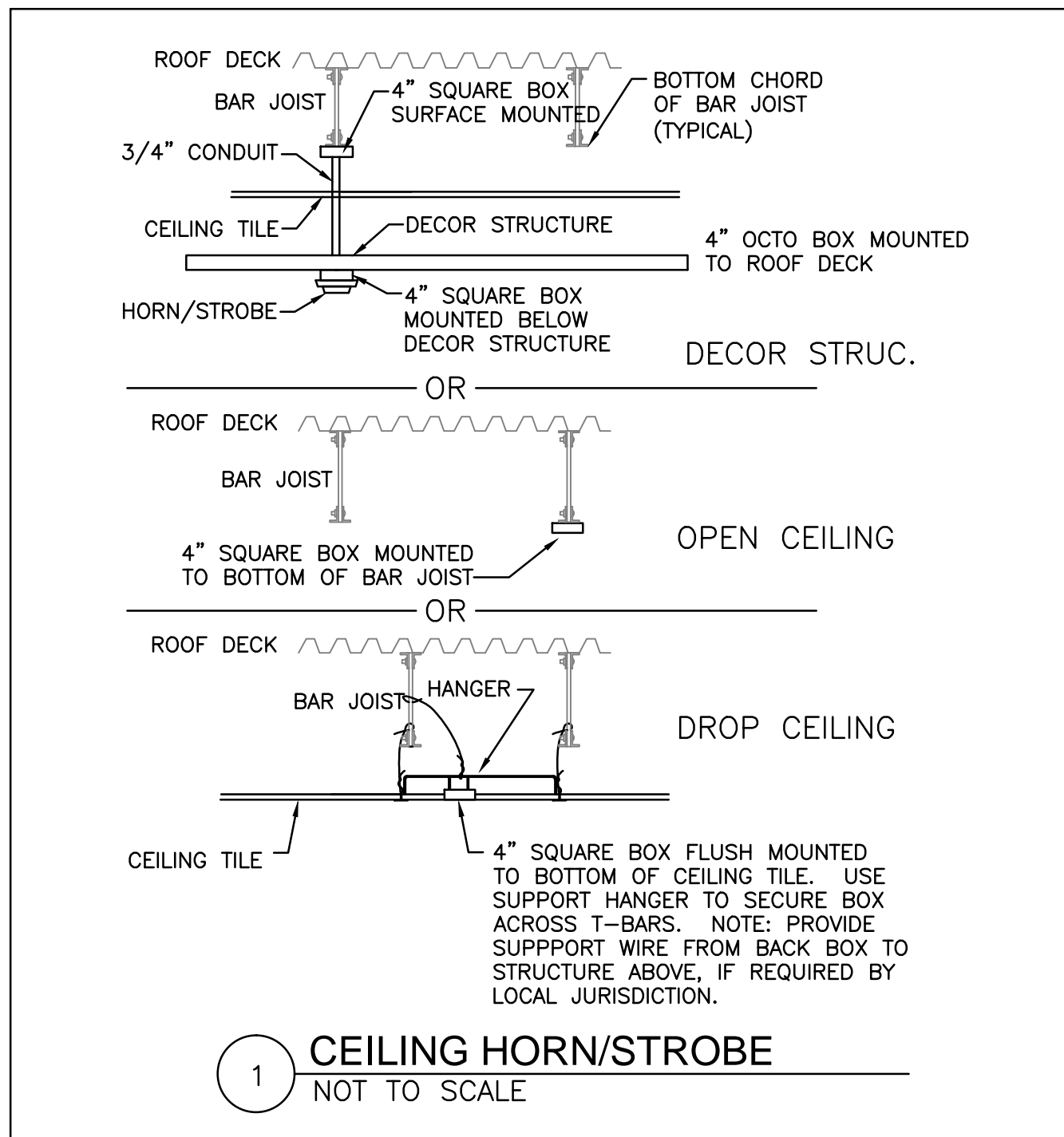
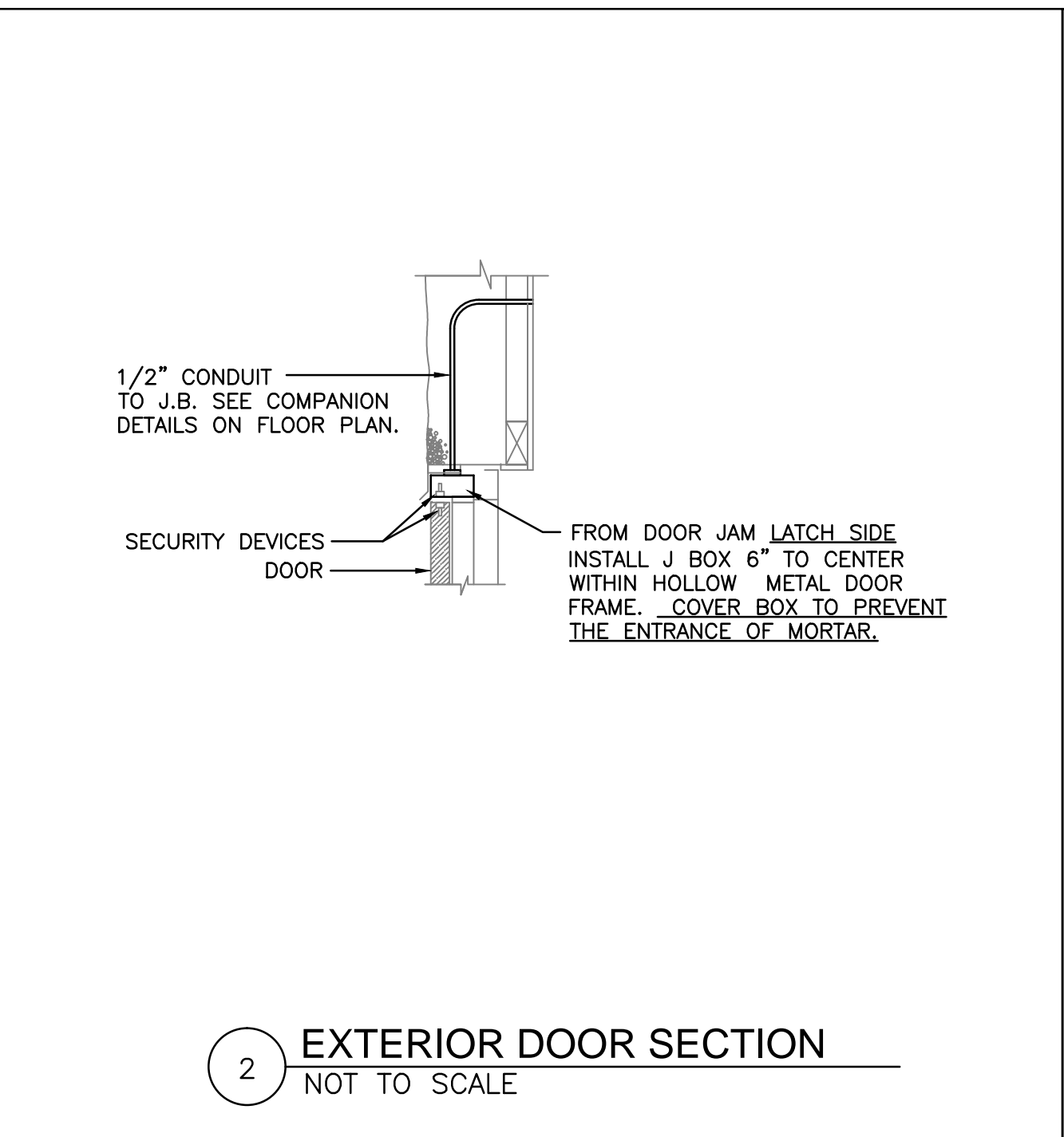


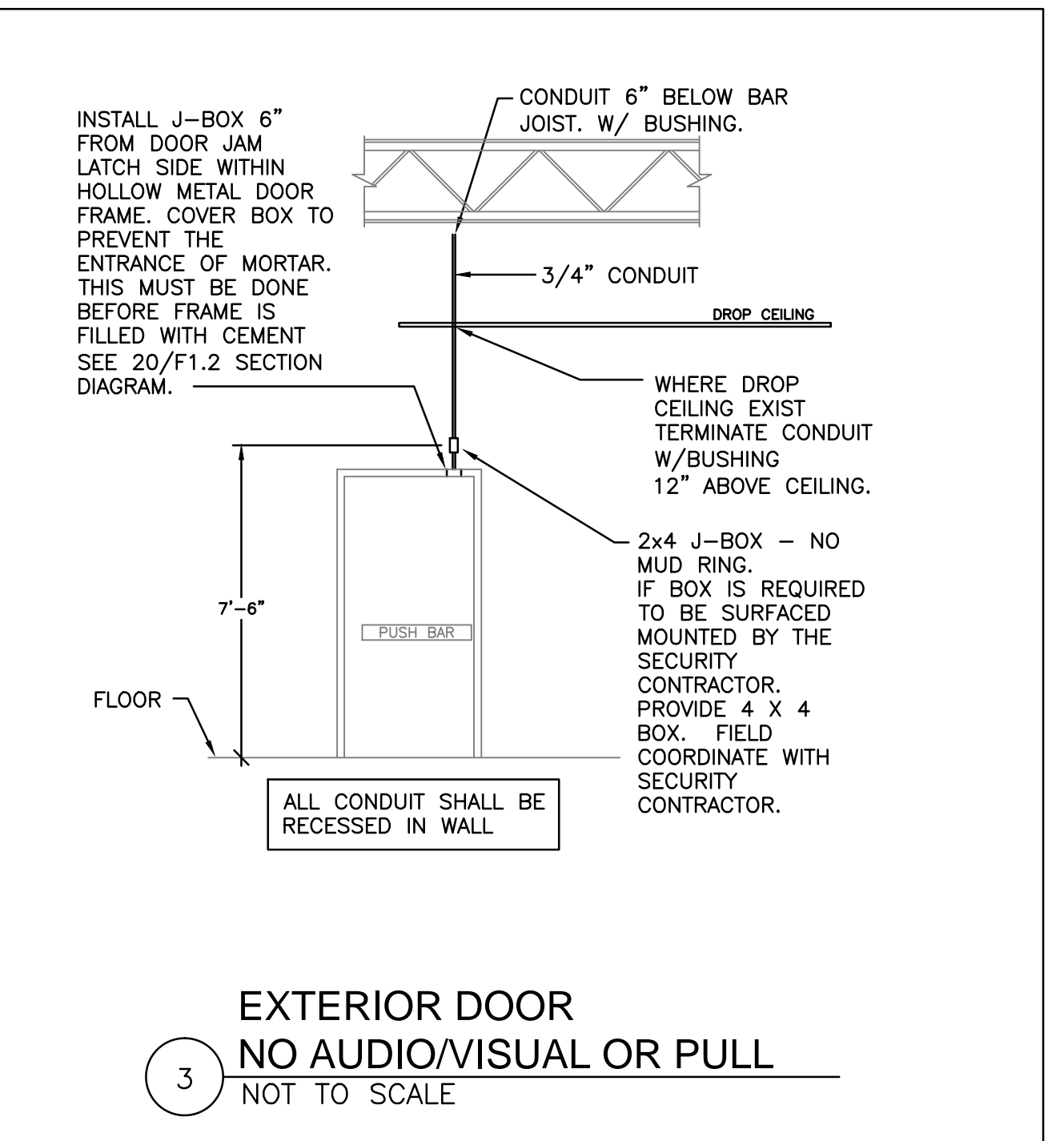
FIRE ALARM LEGEND	
	FIRE ALARM SYSTEM - WALL MOUNTED STROBE ONLY SIGNALING DEVICE. (XX - STROBE CANDELA RATING)
	FIRE ALARM SYSTEM - WALL MOUNTED HORN/STROBE ONLY SIGNALING DEVICE. (XX - STROBE CANDELA RATING)
	FIRE ALARM SYSTEM - CEILING MOUNTED STROBE ONLY SIGNALING DEVICE. (XX - STROBE CANDELA RATING)
	FIRE ALARM SYSTEM - CEILING MOUNTED HORN/STROBE ONLY SIGNALING DEVICE. (XX - STROBE CANDELA RATING)
	FIRE ALARM SYSTEM - SMOKE DETECTOR.
	FIRE ALARM SYSTEM - DUCT SMOKE DETECTOR.
	FIRE ALARM SYSTEM - POINT OF PROTECTION INPUT TRANSDUCER.
	FIRE ALARM SYSTEM - RELAY MODULE.
	FIRE ALARM SYSTEM - CONTROL PANEL.
	FIRE ALARM SYSTEM - REMOTE ANNUNCIATOR PANEL.
	FIRE ALARM SYSTEM - TAMPER SWITCH.
	FIRE ALARM SYSTEM - FLOW TAMPER SWITCH.
	FIRE ALARM SYSTEM - LOW AIR PRSS. SWITCH.
	FIRE ALARM SYSTEM - HIGH AIR PRESS. SWITCH.
	FIRE ALARM SYSTEM - MANUAL PULL STATION.
	FIRE ALARM SYSTEM - END OF LINE EOL.
	FIRE ALARM SYSTEM - REMOTE DUCT SMOKE DETECTOR TEST SWITCH.
	FIRE ALARM SYSTEM - RTU SHUT DOWN SWITCH.
	FIRE ALARM SYSTEM - ANSUL HOOD SYSTEM ACTIVATION.
	FIRE ALARM SYSTEM - FIRE KEY BOX.
	GLASS BREAK SENSOR LOCATION.
	FIRE ALARM SYSTEM - HEAT DETECTOR.



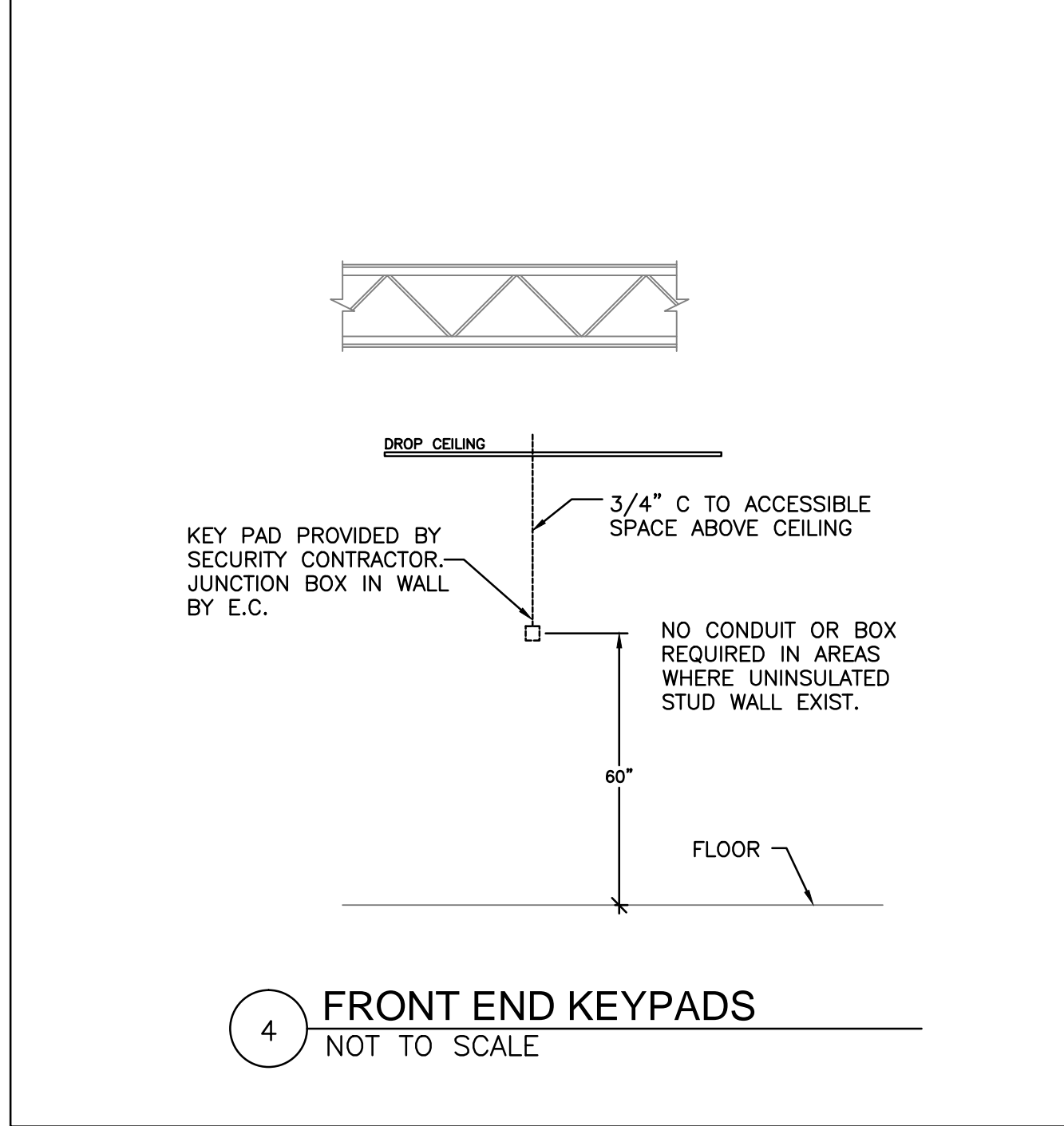
1 CEILING HORN/STROBE  
NOT TO SCALE



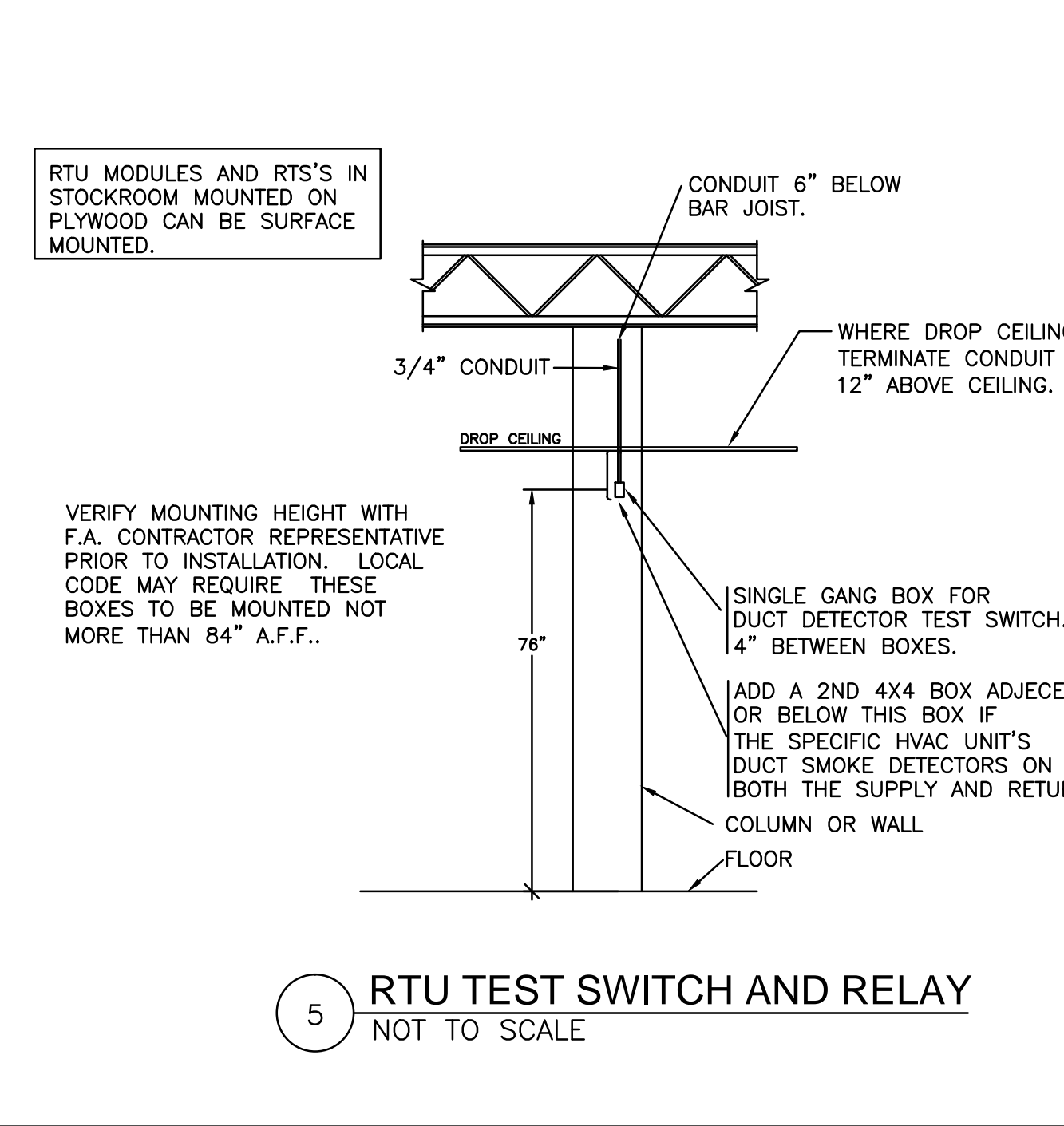
2 EXTERIOR DOOR SECTION  
NOT TO SCALE



3 EXTERIOR DOOR  
NO AUDIO/VISUAL OR PULL  
NOT TO SCALE



4 FRONT END KEYPADS  
NOT TO SCALE



5 RTU TEST SWITCH AND RELAY  
NOT TO SCALE

FIRE ALARM SYSTEM - SEQUENCE OF OPERATION

FIRE ALARM SYSTEM SEQUENCE OF OPERATION	ACTIVATE AUDIO/VISUAL DEVICES	GENERAL ALARM AT FACP	SUPERVISORY ALARM AT FACP	NOTIFY CENTRAL STATION	ALARM AT ANNUNCIATOR	SHUTDOWN HVAC UNIT
WATER FLOW	X	X		X	X	
VALVE SUPERVISION			X	X	X	
MANUAL PULL STATIONS	X	X		X	X	
HVAC DUCT SMOKE DETECTORS			X	X	X	X
AREA SMOKE DETECTOR	X	X		X	X	
HOOD SUPPRESSION SYSTEM	X	X		X	X	
HVAC SHUT DOWN MANUAL PUSHBUTTON DEPRESSED			X	X	X	X

NOTE: ALL ALARMS SHALL BE ANNUNCIATED AT ALL FIRE ALARM CONTROL PANELS AND ANNUNCIATORS.

**ARCONS DESIGN STUDIO**  
architecture planning interiors  
10500 Independence Pointe Parkway  
Suite 300  
Matthews, North Carolina 28105  
P: 704.542.5232 F: 704.542.2330  
www.arconsds.com

BRANDT ENGINEERING, INC.  
NC LICENSE NO. C-1504

PHONE: (804) 794-6656  
FAX: (804) 794-8586  
EMAIL: ccs@brnetic.com

**Harris Teeter**  
Your Neighborhood Food and Pharmacy

NOTE: THIS DOCUMENT MAY HAVE BEEN ELECTRONICALLY TRANSMITTED. IF UNSIGNED, IT CANNOT BE FILED FOR PUBLIC RECORD. PUBLIC RECORD FILINGS REQUIRE SIGNED AND SEALED DOCUMENTS.

Robert K. Stacy  
Using KeyTrust Certificate  
2016.08.24 14:59:50-04'00'

HARRIS TEETER  
STORE # 208  
COTSWOLD SHOPPING CENTER  
CHARLOTTE, NC

PROJECT MANAGER  
ROBERT K. STACY

DR. BY:  
MEV

REVISIONS	DATE
No. 1	02-24-2016
No. _____	_____
No. _____	_____
No. _____	_____
No. _____	_____
No. _____	_____
No. _____	_____
No. _____	_____
No. _____	_____
No. _____	_____

DRAWING NAME  
**FIRE ALARM DETAILS**