

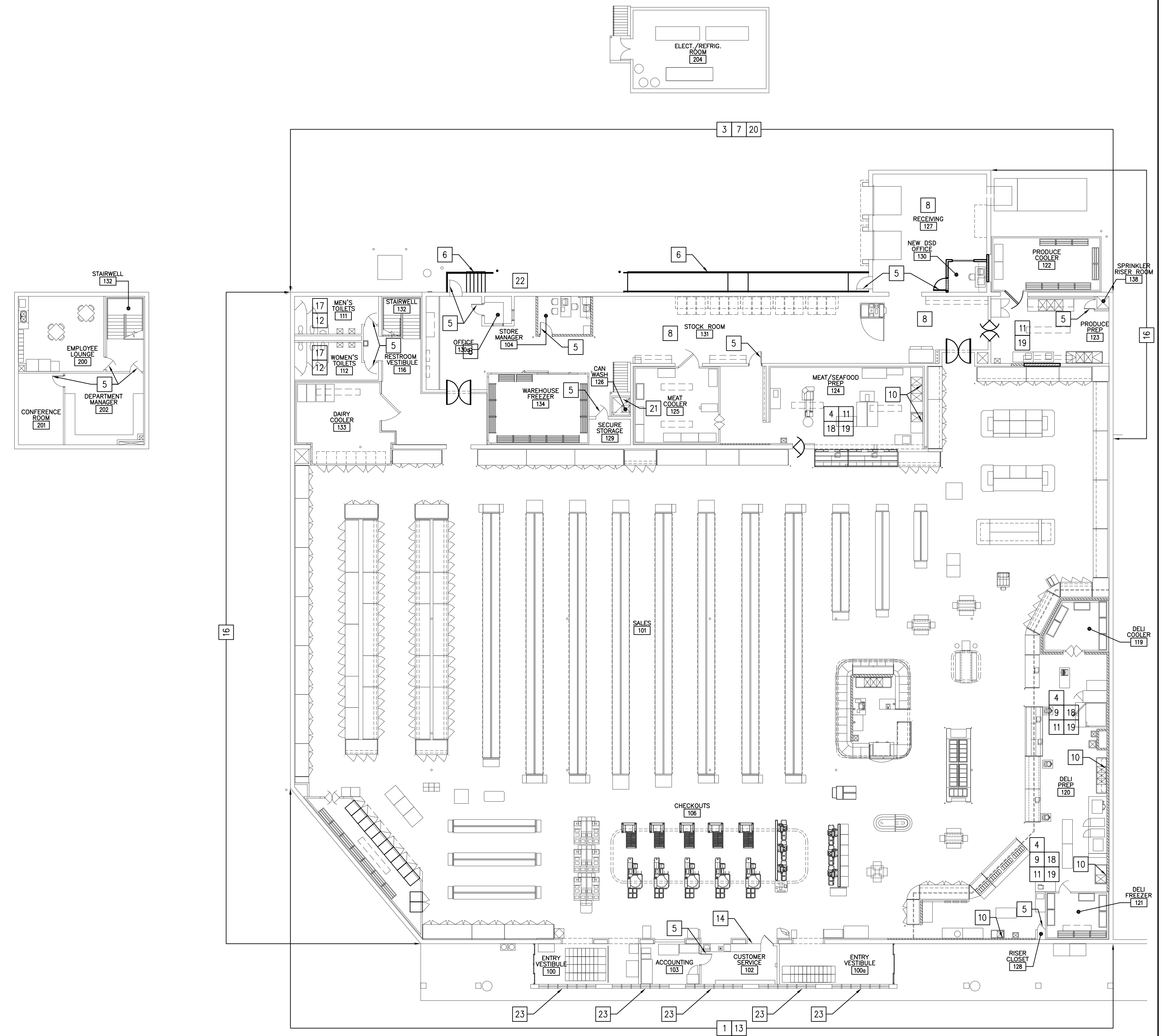
CARPET - (CPT)			
CPT1	PORTICO SYSTEMS (CHARLES VAN GELDER) DIPLOMAT	19.5x19.5 ENTRANCE SYSTEM, SMOKE	STORE MANAGER, ACCOUNTING, CUSTOMER SERVICE, GBT OFFICE. SEE COVER SHEET FOR NATIONAL ACCOUNTS LIST.
CPT3	PORTICO SYSTEMS (CHARLES VAN GELDER) DIPLOMAT	19.5x19.5 ENTRANCE SYSTEM, SMOKE	ENTRANCE VESTIBULE. SEE COVER SHEET FOR NATIONAL ACCOUNTS LIST.
EPOXY FLOORING - (EPX)			
EPX1	SHERWIN WILLIAMS/GENERAL POLYMERS (QUARTZ FINISH)	GENERAL POLYMERS #338 ONYX (QUARTZ) 1/4" MIN.	ALL EPOXY FLOORS SHALL HAVE A FINAL COAT OF POLYASPARTIC (484) RESIN AND HARDENER APPLIED AT THE FINAL COATING OF THE FLOOR.
EPX2	SHERWIN WILLIAMS/GENERAL POLYMERS	POWTER (((((CANWASH AREA ONLY)))) 1/4" MIN.	ALL EPOXY FLOORS SHALL HAVE A FINAL COAT OF POLYASPARTIC (484) RESIN AND HARDENER APPLIED AT THE FINAL COATING OF THE FLOOR.
EPOXY - (EPY)			
EPY1	SHERWIN WILLIAMS/GENERAL POLYMERS (QUARTZ FINISH)	GENERAL POLYMERS BROOK HED- MATO EXISTING (QUARTZ) 1/4" MIN.	ALL EPOXY FLOORS SHALL HAVE A FINAL COAT OF POLYASPARTIC (484) RESIN AND HARDENER APPLIED AT THE FINAL COATING OF THE FLOOR.
EPY3	SHERWIN WILLIAMS/GENERAL POLYMERS (QUARTZ FINISH)	425 BLACK ONYX 1/4" MIN. ** CHEESE ISLAND ONLY **	ALL EPOXY FLOORS SHALL HAVE A FINAL COAT OF POLYASPARTIC (484) RESIN AND HARDENER APPLIED AT THE FINAL COATING OF THE FLOOR.
QUARRY TILE - (QT)			
QT	DAL-TILE	OTIOA "DIABLO"	BASE TILE GROUT: CEG-10 HIGH PERFORMANCE EPOXY GROUT #60 "CHARCOAL"

GENERAL NOTES:



- A. GENERAL CONTRACTOR SHALL FIELD VERIFY ALL EXISTING CONDITIONS PRIOR TO THE ORDER AND INSTALLATION OF NEW FINISHES.
- B. PLYWOOD PANELS INDICATED FOR FINISH OF INTERIOR PARTITIONS SHALL BE 3/4" BC INTERIOR GRADE PLYWOOD. CAULK ALL PANEL JOINTS, SEAT SCREW HEADS AND FINISH FLUSH WITH SEALANT.
- C. SEE SPECIFICATIONS FOR HAND RAILS, GUARD RAILS, INTERIOR AND EXTERIOR DOOR AND FRAME PAINTING - WATER BASED ALKID URETHANE ENAMEL SEMI-GLOSS.
- D. SEE FLOOR PATTERN PLAN FOR SPECIFIC LOCATION AND APPLICATION.
- E. SEE REFLECTED CEILING PLAN FOR SPECIFIC LOCATION, APPLICATION AND MOUNTING HEIGHT.
- F. G.C. TO PROVIDE 1" SCHLUTER STAINLESS STEEL TRANSITION GRADE Q 100A00 AT ALL ENDS OF GLASS TILE.
- G. PLYWOOD PANELS INDICATED FOR FINISH OF INTERIOR PARTITIONS SHALL BE 3/4" BC INTERIOR GRADE PLYWOOD. CAULK ALL PANEL JOINTS, SEAT SCREW HEADS AND FINISH FLUSH WITH SEALANT.

PAINING AND FINISHING NOTES:

1. G.C. TO PROFESSIONALLY CLEAN, PREP AND PAINT ALL BOLLARDS AND CURBS ACROSS FRONT OF THE STORE. COLOR TO MATCH EXISTING. VERIFY EXTENTS IN FIELD.
2. G.C. TO PROFESSIONALLY CLEAN ALL WHITE RESIDUE OFF THE BRICK AROUND STOREFRONT SIGN. VERIFY EXTENTS IN FIELD.
3. G.C. TO CLEAN, PREP AND PAINT EXISTING DOWNSPOUT GUARDS. COLOR TO MATCH ADJACENT WALL. VERIFY PAINT COLOR AND EXTENTS IN FIELD.
4. G.C. TO REPLACE ALL BROKEN CERAMIC TILES. NEW TILE COLOR AND STYLE TO MATCH EXISTING. VERIFY TILES COLOR, STYLE, LOCATIONS AND EXTENTS IN FIELD.
5. G.C. TO CLEAN, PREP AND PAINT DOOR AND FRAME INSIDE AND OUTSIDE. COLOR TO MATCH EXISTING. VERIFY PAINT COLOR IN FIELD.
6. HOT DIPPED GALVANIZED STEEL RAILING.
7. G.C. TO CLEAN, PREP AND PAINT TWO COATS OF 100% ACRYLIC SEMI-GLOSS PAINT. COLOR TO MATCH EXISTING. VERIFY COLOR AND EXTENTS IN FIELD.
8. G.C. TO CLEAN ALL CREEPING CRUD ALONG THE EDGES OF ENTIRE STOOKROOM. DO AN OVERALL STRIP THRU-OUT.
9. G.C. TO CLEAN, PREP AND PAINT THE EXISTING GAS LINE HIGH GLOSS TO MATCH THE FIELD TILE BEHIND THE PIPING. VERIFY TILE COLOR AND EXTENTS IN FIELD.
10. G.C. TO CLEAN ALL DRAIN LINES WITH ACETONE OR OR SIMILAR CLEANING MEDIUM. VERIFY EXTENTS IN FIELD.
11. G.C. TO CAULK ALL CORNERS IN THE PREP AREA AND WHERE THE WALLS RETURN TO THE COOLERS. VERIFY EXTENTS IN FIELD.
12. G.C. TO PROFESSIONALLY CLEAN ALL SURFACES OF RESTROOM.
13. G.C. TO PRESSURE WASH SIDEWALKS USING HOT WATER AT THE END OF THE PROJECT. VERIFY EXTENTS IN FIELD.
14. G.C. TO SAND, SEAL AND STAIN ALL THE WOOD TRIM ON CUSTOMER SERVICE COUNTER. VERIFY EXTENTS IN FIELD.
15. G.C. TO CLEAN, PREP AND PAINT ALL GUARD AND HANDRAILS ON DSD RAMP IF THEY REMAIN. COLOR TO MATCH EXISTING REAR WALL. VERIFY WALL COLOR IN FIELD.
16. G.C. TO CLEAN, PREP AND PAINT THE EXISTING GAS LINE HIGH GLOSS TO MATCH WALL BEHIND PIPING. VERIFY WALL COLOR AND EXTENTS IN FIELD.
17. G.C. TO CAULK ALL CORNERS IN RESTROOM TO MATCH TILE GROUT. VERIFY GROUT COLOR AND EXTENTS IN FIELD.
18. G.C. TO REMOVE ALL SCREWS OUT OF THE EXISTING WALL TILES AND CAULK HOLES LEFT TO MATCH THE TILE COLOR. VERIFY TILE COLOR AND EXTENTS IN FIELD.
19. G.C. TO REMOVE ALL EXISTING CAULK AT THE BACK OF ALL SINKS AND INSTALL NEW CLEAR SILICON. VERIFY EXACT LOCATIONS AND EXTENTS IN FIELD.
20. G.C. TO PRESSURE WASH REAR WALL OF THE STORE AT THE END OF THE PROJECT. VERIFY EXTENTS IN FIELD.
21. G.C. TO PRESSURE WASH CAN WASH AND PROFESSIONALLY CLEAN ALL SURFACES.
22. G.C. TO PROFESSIONALLY CLEAN EXISTING RAMP IF IT REMAINS. CLEAN, PREP AND PAINT EXISTING RAILS. COLOR TO MATCH EXISTING.
23. G.C. TO REPLACE/INSTALL TINTING ON FRONT WINDOWS. TINTING TO BE DONE BY PRO-TINT. COORDINATE EXACT LOCATIONS WITH STORE MANAGER.



WALL FINISH PLAN
SCALE: 1/16" = 1'-0"



HARRIS TEETER INC.
701 ORESTIALE DR.
MATTHEWS, NC 28105
PH. 704.844.3904

HARRIS TEETER #297
CARRMILL MALL
CARRBORO, NC

PROJECT MANAGER: Rajay Shrivastava
JOB NO.: 20-11297-02
DR. BY: BEK

REVISIONS	No.	Date

SHEET NAME:
FINISH SCHEDULE

SHEET NO.: **A3.1**
ISSUE DATE: 5/18/21